



DIVISION 6033 - 4-H Needlework Department—2020

Isaac Hilpp, Senior Extension Specialist for 4-H Youth Development

1. **Classes in Division:** Classes 813A—838 (40 classes) (classes are not restricted to specific ages)
2. **Number of Entries Permitted:**
 - a. County may submit ONE entry per class.
 - b. Member may enter ONE class per category (categories are crochet, knitting, tatting, embroidery, and quilting) in the Needlework Division. (This means: a member's name may appear only one time under each category on the county's Needlework Division invoice sheet.)
3. **General Rules:**
 - a. See "General Rules Applying to All 4-H Exhibitors in the Kentucky State Fair" at www.kystatefair.org. Click on "Compete," then "Premium Book", then "4-H Exhibits."
 - b. **Item must meet all requirements for the class;** otherwise, the entry will be disqualified.
 - c. Items entered must have been completed by the exhibitor within the current program year.
 - d. The decision of the judges is final.
4. **Unique Rules or Instructions:**
 - a. Items must be "handmade" by the 4-H member.
5. **Additional Documentation Required:**
 - a. If the pattern/instructions are not from the Kentucky 4-H Needlework Notebook, a copy of the pattern must be submitted with the exhibit. Label the pattern with entrant's name and county and attach to exhibit. Attach to item with a safety pin or binder clip. Patterns will be returned in county packets.
6. **Labeling:**
 - a. Identification Card (4LO-11SO): The State Fair Entry system will generate this label. Safety pin the ID card to the outside of the item for public viewing.
 - b. Small label (4LO-12SA): When the exhibit has multiple articles, safety pin this label to the inside of each article. Do not use straight pins. This label is needed in case multiple items become separated.
7. **Entry Instructions:** All exhibits are entered through the State Fair's electronic submission system by the county Extension staff.
8. **Awards:**
 - a. Each entry that meets class requirements will receive a ribbon.
 - b. A champion will be named in each class.
 - c. An overall grand champion and a reserve champion will be selected.
9. **Class Descriptions:**

CROCHET Category

- 813A **Small Crochet Item(s) made of medium (4) weight yarn:** Must include rows of single, half double and/or double crochet stitches. Such as: scarf, purse, belt, hat, pillow, two wash cloths (made from cotton yarn), or pair of slippers. Scarf must be at least 24" long.
- 813B **Large Crochet Item(s) made of medium (4) weight yarn:** Must include rows of single, half double and/or double crochet stitches. Such as: afghan, shawl, or vest.
- 814 **Crochet Item made entirely with novelty yarn:** Do not use standard medium (4) weight yarn. Must include rows of single, half double, and/or double crochet stitches: Such as: scarf, purse, belt, hat, pillow, pair of slippers, afghan, shawl, or vest. Scarf must be at least 24" long. Novelty yarn is any yarn other than medium (4) worsted weight yarn.
- 815 **Crocheted Item made using the Granny Square technique:** May use any weight yarn; single or multiple colors of yarn. Such as: purse, shawl, afghan, or hat.
- 816A **Crocheted Item(s) made using intermediate skills/pattern crochet stitches:** Such as: hat, belt, scarf, pair of mittens, pillow, sweater, vest, shawl or baby blanket, doily (made from bedspread (0) weight thread) or set of 5 different ornaments (made from bedspread (0) weight thread using intermediate skills/stitches). Include one or more pattern stitches—shell, arch, diamond, bobble, snapdragon, popcorn, cross, puff, cluster, or seed/granite. Can include one or more colors in alternating rows (stripes). Scarf must be at least 24" long.
- 816B **Crochet Item using intermediate skills for shaping and fitting multiple pieces together:** Items must include increase and decrease. Such as stuffed toys or pair of slippers.
- 817 **Item or pair of items using advanced crochet skills:** include one or more of the following advanced skills: afghan stitch, beadwork, camel crochet, filet crochet, Irish crochet, Cro-knit/hook, Cro-tat, hairpin lace, or broomstick lace; combining pattern stitches with crocheted buttons and/or buttonholes; creating plaids, geometric designs or checks; making novelty crochet articles; or creating your own design. Original designs must include a copy of directions, notes and diagrams used to create the items(s). Suggested items include: multi-colored hat, purse, collar (made with bedspread-weight cotton thread), sweater, jacket, afghan or coat.

HAND EMBROIDERY Category

All embroidery projects are to be a "finished" item (for example: the stitchery is framed or made into an item such as a pillow, wall hanging, pot holder, eyeglass holder, etc.) The stitchery can be created on a purchased item, such as a pillowcase, clothing, tote bag, purse, bib, or dishtowel. Items may be made from purchased kits that meet the individual project guidelines.

The sizes mentioned in the classes below (such as 5" X 7") relate to the amount of stitching, not the size of the fabric, frame, or finished item.

One Type of Embroidery Stitch:

- 818A **Redwork:** Embroidery item made with a single color of floss such as "Redwork," using red floss. Must use the stem stitch and have an embroidered area equivalent to 5 x 7 inches or larger.
- 818B **Stamped Cross Stitch:** Cross stitched design stamped (printed/drawn) on plain woven fabric and have an embroidered area equivalent to 5 x 7 inches or 2" x 16" border or larger.

Multiple Types of Embroidery Stitches:

- 819A **Candlewicking**: Candlewicking design stamped on plain woven fabric. Must include stem/outline, satin and colonial knot stitches and have an embroidered area equivalent to 5 x 7 inches or larger.
- 819B **Stamped Embroidery**: Embroidery design printed/drawn on plain woven fabric or felt. Must include three or more of the following different stitches (stem/outline, lazy daisy, running, straight, French knot, satin, blanket, chain, or back stitch). May use more than one color of floss. Must have an embroidered area equivalent to 5 x 7 inches or larger.
- 819C **Free Embroidery**: Embroidery design used to embellish a base fabric without the design being drawn on the fabric. Must include three or more of the following different stitches (stem/outline, lazy daisy, running, straight, French knot, satin, blanket, chain, or back stitch). May use more than one color of floss. Must have an embroidered area equivalent to 5 x 7 inches or larger. Embroidery may embellish design lines on the item.

Charted Embroidery Using Large Cross or Snowflake Stitches:

- 820A **Cross Stitch on Gingham**: Cross stitch on 1/4-inch gingham and have an embroidered area equivalent to 5 x 7 inches or larger.
- 820B **Counted Cross Stitch on 11 Count Aida Cloth**: Must have an embroidered area equivalent to 5 x 7 inches or larger.
- 820C **Chicken Scratch on gingham**: Chicken Scratch (also known as Snowflake embroidery) on ¼ inch or smaller checked gingham fabric. Must have an embroidered area equivalent to 5 x 7 inches or larger.

Crewel Embroidery:

- 821 **Crewel Embroidery**: Crewel embroidery design on linen or cotton twill fabric using crewel or Persian Yarn: Must have an embroidered area equivalent to 5 x 7 inches or larger.

Charted Embroidery Using Specialty Cloth:

- 822A **Counted Cross Stitch on 14 Count Aida Cloth**: Must have an embroidered area equivalent to 5 x 7 inches or larger.
- 822B **Counted Cross Stitch using Waste Canvas**: Must have an embroidered area equivalent to 5 x 7 inches or larger.
- 822C **Huck Embroidery**: Huck embroidery on huck towel/toweling creating a minimum 2-inch wide border design.
- 822D **Swedish Weaving**: Swedish weaving on monk's cloth creating a minimum of 6-inch wide border design.

Embroidery Using Advanced Skills:

- 823A **Ribbon Embroidery Using Silk Ribbon for 5 or More Embroidery Stitches**: Design may also include use of embroidery floss in addition to the silk ribbon.
- 823B **Crazy Quilt Patchwork**: Constructed of irregularly shaped fabric pieces embellished with a combination of ribbon work, specialty thread, embroidery stitches, and/or beadwork creating a finished crazy quilt design.

- 823C **Counted Cross Stitch on 18 or 22 Count Even Weave or Aida Cloth:** Must have an embroidered area equivalent to 5 x 7 inches or larger.
- 823D **English Smocking:** Smocked area must be equivalent to 4 x 6 inches or larger. Design must include at least 5 different smocking/embroidery stitches.

KNITTING Category

The objective is for youth to learn the skills involved in hand knitting with needles. Therefore items made on a knitting loom or knitting machine are NOT to be entered and will not be judged.




- 824 **Small/simple knitted item(s):** Items such as a hat, pillow, purse, scarf, belt, doll afghan, or two washcloths; Use medium (4) worsted weight yarn. Solid color or variegated yarn is acceptable. Wash cloths should be made from worsted weight cotton yarn. Items are limited to those that include garter stitch, stockinette stitch, and/or ribbing stitch. Scarf must be at least 24" long. Items made on a knitting machine or looms do not fit in this class.
- 825 **Knitted Item created with Novelty/Decorative Yarn(s):** Use some yarn other than medium (4) worsted weight yarn. Such as a purse, scarf, hat, leg warmers, etc. Scarf must be at least 24" long. Items made on a knitting machine or looms do not fit in this class.
- 826 **Larger/simple knitted item(s):** Items such as a pair of mittens; pair of slippers, shawl; or afghan (minimum size equivalent to 36" x 36"). May use yarn other than worsted weight yarn. Two colors and one pattern stitch may be used in addition to garter stitch, stockinette stitch, and/or ribbing stitch. Items made on a knitting machine or loom do not fit in this class.
- 827A **Knitted project focused on Shape—Garment or Fashion Accessory:** Exhibit one item or a pair of items using pick up stitches, and/or knitting in the round. Item must include increase or decrease. May use yarns other than medium (4) worsted weight yarn. May include simple color changes (stripes or duplicate stitch). Ideas such as: gloves, hat, mittens, socks, leggings, skirt, sweater, or vest. Items made on a knitting machine or looms do not fit in this class.
- 827B **Knitted project focused on Shape—Stuffed Toy:** Exhibit one item using pick up stitches, and/or knitting in the round. Item must include increase or decrease. May use yarns other than medium (4) worsted weight yarn. May include simple color changes (stripes or duplicate stitch). Items made on a knitting machine or looms do not fit in this class.
- 828 **Knitted project focused on Color Design:** Exhibit one item or a pair of items using charted designs or design your own. Chartist designs may include color changes such as Fair Isle Intarsia, and Mosaic knitting. Original designs must include a copy of directions, notes, and any diagrams used to create the item. Ideas such as: pillow, afghan (minimum size 45-x 60-inches), holiday stocking (minimum 18-inches in length), purse, pair of socks, sweater. Items made on a knitting machine or looms do not fit in this class.
- 829 **Knitted project focused on Textural Design:** Exhibit one item or pair of items using charted designs or design your own. Chartist designs must include multiple pattern stitches such as Aran Isle knitting or lace knitting. Knitting with beads is also acceptable. Original designs must include a copy of directions, notes, and any diagrams used to create the item. Ideas such as: cell phone holder, amulet, pillow, afghan (minimum size 45-x 60-inches), holiday stocking (minimum 18-inches in length), purse, pair of socks, sweater. Items made on a knitting machine or looms do not fit in this class.

LACEWORK – TATTING Category

- 830 **One thread tating:** Tatted item or item embellished with tatted edging or tatted motifs using a tating needle or shuttle and single thread. Item should include rings with picots and double stitches only. Item to which the tating is attached may be purchased, made by member or by someone else. Judging is based on tating and quality of workmanship in attaching it to the item.
- 831 **Two thread tating:** Bookmark, jewelry, tatted embellishment on clothing or other item using size 5 needle or shuttle and 2 appropriate sized threads. Item must include chains and rings with picots and double stitches, may use one or two colors of thread. Item to which the tating is attached may be purchased, made by member or by someone else. Judging is based on tating and quality of workmanship in attaching it to the item.
- 832 **Advanced Tating:** Exhibit one of the following items:
- Item of shuttle tating using size 20 or 30 tating thread. Options: Bookmark, jewelry, embellishment on clothing or other item. Item must include chains and rings with picots and double stitches, may use one or two colors of thread.
 - Item of needle tating using size 7 needle and appropriate sized tating thread. Options: Bookmark, jewelry, embellishment on clothing or other item. Item must include chains and rings with picots and double stitches, may use one or two colors of thread.
 - Item using either shuttle or needle tating with the use of two threads and beads. Options: jewelry, advanced motif as embellishment on clothing or other item.
- Item to which the tating is attached may be purchased, made by member or by someone else. Judging is based on tating and quality of workmanship in attaching it to the item.

QUILTING Category

All projects are to be a completed item that includes a pieced top, batting, backing fabric, and a finished outer edge. Quilting on long arm quilting machines or hooped embroidery machines is not an option for the Needlework-Quilting project. Quilting or tacking should be done by hand or with the use of a conventional sewing machine. Refer to 4-H Quilting publications.

- 833 **Quilted Mat (12" x 12" finished size)**
Exhibit a 2 x 2 "quilt" made with four six-inch squares. At least two of the 6-inch squares must be patchwork designs in which square and/or rectangle pieces are pieced together (do not include triangle pieces).
Piecing technique: stitch by hand or sewing machine
Quilting technique: machine tack or hand tie, stitch by hand or use a conventional sewing machine (Do NOT use a long arm quilting machine or hooped embroidery machine.)
- 
- 834 **Quilted Runner—machine tacked or hand tied (12" x 36" finished size)**
Exhibit a 1 x 3 four-block runner "quilt". Each four-block must include at least two 6-inch square patchwork blocks made with square and/or rectangle pieces (do not include triangle pieces).
Piecing technique: stitch by hand or sewing machine
Quilting technique: machine tack or hand tie.
- 
- 835 **Quilted Runner—quilted by hand or sewing machine (12" x 36" finished size)**
Exhibit a 1 x 3 four-block runner "quilt". Each four-block must include at least two 6-inch square patchwork blocks made with square and/or rectangle pieces (do not include triangle pieces).
Piecing technique: stitch by hand or sewing machine
Quilting technique: stitch by hand or use a conventional sewing machine (Do NOT use a long arm quilting machine or hooped embroidery machine.)
- 
- 836 **Hand Quilted Wall Hanging or Small Quilt (36" x 36")**
Exhibit a 4 or 9 block quilt or quilted wall hanging. Each block must measure 12 inches by 12 inches for the 4-block version or 9 inches by 9 inches for the 9-block version. Finished project must include appliqué and/or triangle pieces with sashing and/or borders. Finished quilt not to exceed 36 inches by 36 inches.
Piecing technique: stitch by hand or sewing machine

Quilting technique: stitch by hand using cross-hatching, stitching in the ditch, or echo/outline quilting.
Edge finishing technique: Applied binding with mitered corners, hanging sleeve optional.

837 **Machine Quilted Wall Hanging or Small Quilt (36" x 36")**

Exhibit a 4 or 9 block quilt or quilted wall hanging. Each block must measure 12 inches by 12 inches for the 4-block version or 9 inches by 9 inches for the 9-block version. Finished project must include appliqué and/or triangle pieces with sashing and/or borders. Finished quilt not to exceed 36 inches by 36 inches.

Piecing technique: stitched by hand or sewing machine

Quilting technique: stitch using a conventional sewing machine using cross-hatching, stitching in the ditch, or echo/outline quilting. (Do NOT use a long arm quilting machine or hooped embroidery machine.)

Edge finishing technique: Applied binding with mitered corners, hanging sleeve optional.

838 **Creative Quilt or Quilted Wall Hanging (at least 24" x 24" up to 48" x 48")**

Exhibit a creative quilt, minimum finished size 24 inches by 24 inches, maximum size 48 inches by 48 inches. Quilt top should include advanced piecing techniques joined by hand and/or machine that may include dimensional pieces, appliqué, foundation piecing, English paper piecing, miniature scale, and/or landscape design.

Piecing technique: stitch by hand or sewing machine

Quilting technique: Stitch by hand or conventional sewing machine using stippling or patterned/stenciled motifs. (Do NOT use a long arm quilting machine or hooped embroidery machine.)

Edge finishing technique: Applied binding with mitered corners, hanging sleeve optional.

Revised 9/24/19

Educational programs of Kentucky Cooperative Extension serve all people regardless of economic or social status and will not discriminate on the basis of race, color, ethnic origin, national origin, creed, religion, political belief, sex, sexual orientation, gender identity, gender expression, pregnancy, marital status, genetic information, age, veteran status, or physical or mental disability.